

PHOENIX ENDURO

Stainless Steel Bulkhead

Features

The Phoenix Enduro is a 316 stainless steel bulkhead designed for use in arduous corrosive and marine environments. Its compact design makes it suitable for stairwell, walkway and perimeter lighting.



IP66/67



IK08




-20°C



55°C



Typical Applications



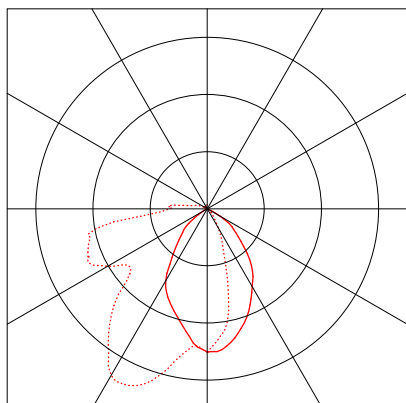
Technical Specifications

Operating Voltage	220-254V AC 50Hz
Power Factor	≥0.9
EMC	AS/NZSCISPR15
Safety	AS/NZS60598.1, AS/NZS60598.2.5
Entries	2 x M20
Enclosure	316 Stainless Steel Housing
Optical Cover	Toughened Borosilicate Glass
Supply Connection	6mm ² looping terminal block
Installation	Surface mount
Lampholder	E27
Control gear	Iron core ballast
Distribution	Asymmetric wide beam
Lamp replacement	Via access cover on front of enclosure



PHOENIX ENDURO Stainless Steel Bulkhead

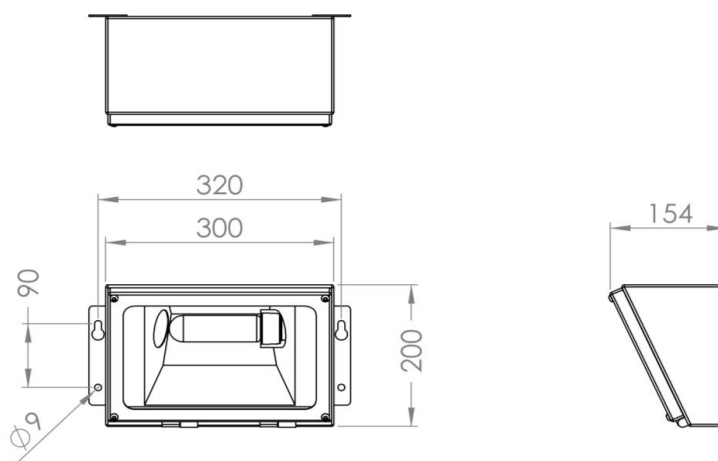
Photometric Diagram



Accessories

PLIENDPM	Pole mounting bracket
PLIENDAGS	Anti glare shield
PLIENDWG	316 stainless steel wire guard
PLIENDWGS	Combined glare shield and wire guard

Dimensions



Order Codes

MODEL No	POWER (W)	Lamp	LAMP CAP	ENTRIES	MASS (kg)
PLIPET70MH	70W	70W MH	E27	2 x M20	7
PLIPET70HPS	70W	70W HPS	E27	2 x M20	7

