

# HUNTER LED Conveyor/Walkway

## Features

Featuring the latest in led technology the Hunter is the solution for conveyor walkway and platform lighting. It is available in either a polyester powdercoated aluminium body or cast 316 stainless steel body for areas of high corrosion such as in coal washeries, materials handling and industrial processing plants.



IP65



IK08



-20°C



50°C



Class I



Remote Emergency Option

## Typical Applications



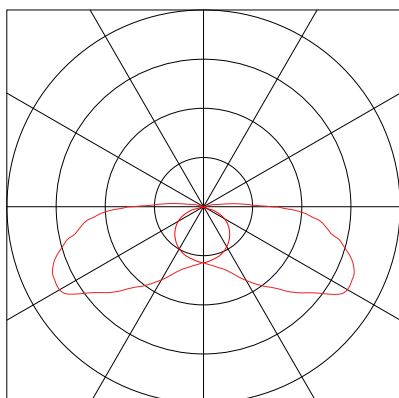
## Technical Specifications

Operating Voltage	220-240V AC 50/60Hz
Power Factor	≥0.9
EMC	AS/NZSCISPR15
Safety	AS/NZS60598.1, AS/NZS60598.2.1
Enclosure	Marine grade powdercoated aluminium or 316 cast stainless steel
Optical Cover	High impact optical acrylic
Supply Connection	4mm <sup>2</sup> terminal block
Installation	27 to 34mm OD pipe - side entry
Efficacy	>85lm/W
CCT	2700K, 3000K, 4000K, 5000K
CRI	Ra>70
LED Life	L70 / B50 >50000 Hours

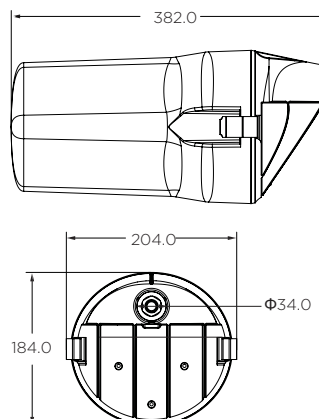


# HUNTER LED Conveyor/Walkway

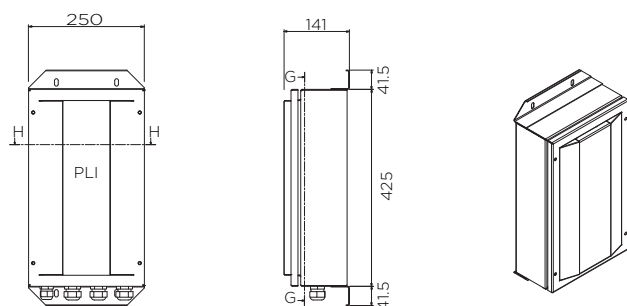
## Photometric Diagram



## Dimensions



## Emergency Pack



## Ordering Methodology

PLIHTR

X POWER (W) 48 28	X CRI/CCT 27 (2700k/70CRI) 37 (3000k/70CRI) 47 (4000k/70CRI) 57 (5000k/70CRI)	X ENCLOSURE A (Powder coated aluminium) S (Cast stainless steel)	X EMERGENCY BLANK (None) M (Maintained)
----------------------------	--	---	--

MODEL No	POWER (W)	LUMINOUS FLUX (lm)	CCT (K)	DIMENSIONS (mm)	MASS (kg)
PLIHTR2847	28	2448	4000K	382 × 184 × 204	4.7
PLIHTR4847	48	4197	4000k	382 × 184 × 204	4.7

