

WALL PACK LIGHTS

SCOUT



WALL PACK LIGHTS

SCOUT

The Scout is a low profile and light weight LED Wall Pack luminaire which is designed for long life usage with minimal maintenance and great performance. It features a gray cast aluminum coating and has a high lumen output which makes it perfect for Security, Pathway and Perimeter lighting applications by brightening doorways and pedestrian walkways.



TYPICAL APPLICATIONS



Security, Pathway and Perimeter Lighting, Building Facades.

SPECIFICATIONS

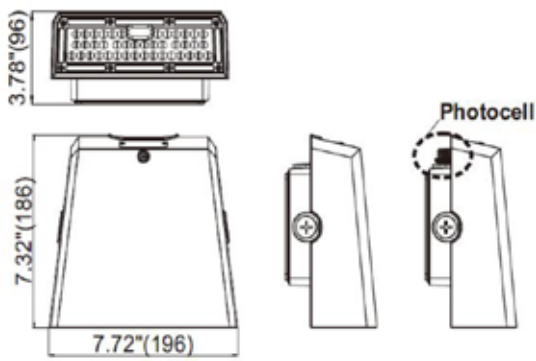
Model:	PLISCT10	PLISCT20	PLISCT30	PLISCT40	PLISCT70
Optical Characteristics					
Rated Wattage	10W	20W	30W	40W	70W
Lumens	1250	2500	3750	5000	8750
System Efficacy	125Lm/W				
Colour Temperature CCT	5000K (4000K)				
CRI (Ra)	>70				
Reported L70	>50,000 Hours				
Lens Optic Type	30° x 150°			45° x 150°	
Electrical Characteristics					
Input	100-240VAC				
Frequency	50Hz				
Powerfactor	<0.90				
Total Harmonic Distortion	10%				
Environment					
IP Rating	IP66				
Impact Rating	IK08				
Operating Temperature	-30°C To 45°C				
Product Material and Mounting					
Option 1	Surface Mount				
Product Material	Aluminum				
Lens / Optics Material	PC Lens				
Dimensions and Weights					
Product Dimensions	196*96*186			282*125*205	
Product Weight	3.3KG			6.5KG	
Packaging Dimensions	505*395*230 (Ctn 6)			330*155*235 (Ctn 1)	
Gross Weight	19.8KG			7.0KG	
Warranty and Certifications					
Warranty	5 Year Warranty				
Certifications	CE / ROHS				



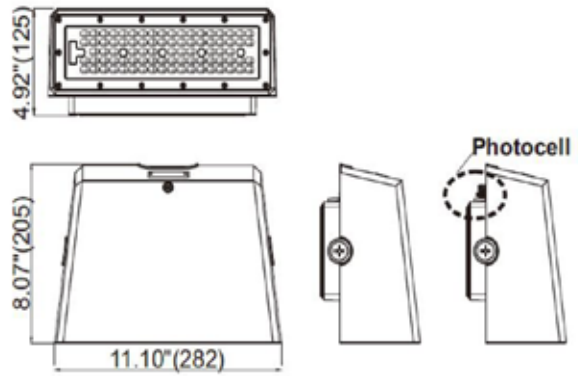
WALL PACK LIGHTS

DIMENSIONS

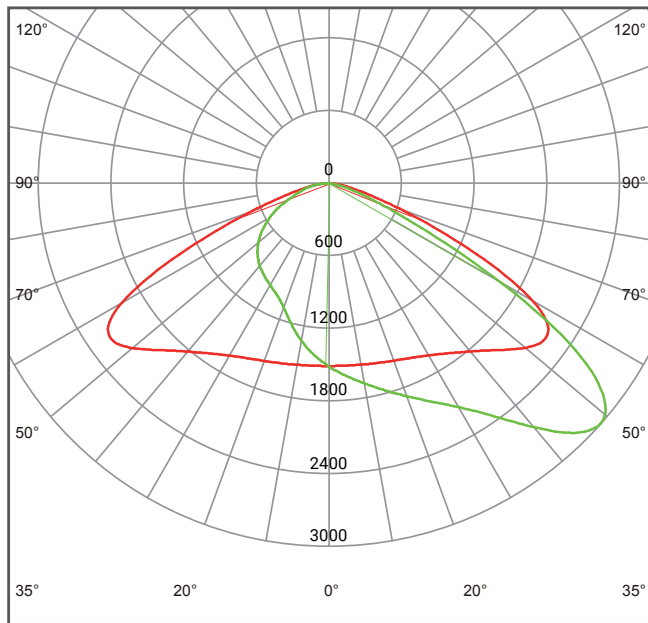
10W/20W/30W



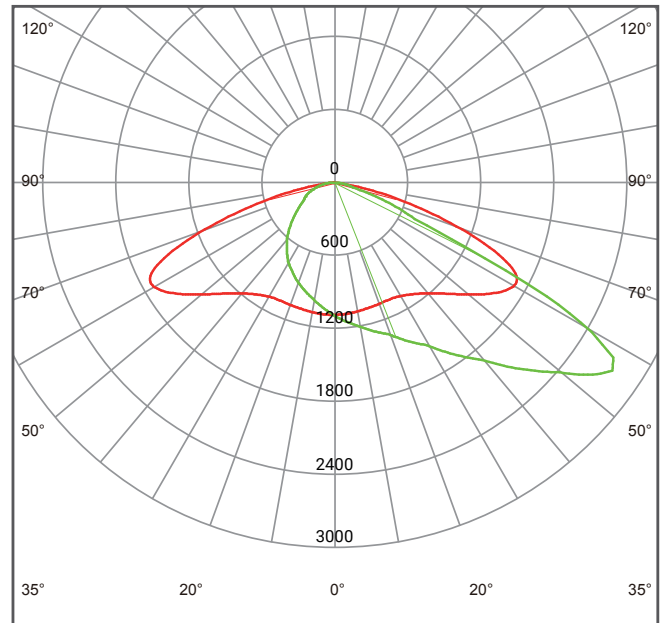
40W/70W



PHOTOMETRIC DIAGRAMS



10W/20W/30W
30° x 150°



40W/70W
45° x 150°

WALL PACK LIGHTS

ORDERING METHODOLOGY


PLI-SCT

**XX
WATTS**

- 10W
- 20W
- 30W
- 40W
- 70W

**XX
CCT**

- 50 (5000K)
- 40 (4000K)



ACCESSORIES

SURFACE MOUNT BRACKET

PLISCT/SM

