

MOBILE MACHINERY



SPHINX SERIES

SPHINX 27 - 120

The Sphinx is an IP69 waterproof mobile machinery floodlight and is designed for heavy duty machinery in industrial environments. It features a 9-32 VDC operating voltage range, 30 degree spot beam (60 degree flood beam are available), stainless steel adjustable mounting brackets and is rubber gasket vibration resistant.



TYPICAL APPLICATIONS



Draglines, Shovels, Dozers, Trucks, Forklifts, Water Carts, Wheel Loaders, Light Vehicle Fleet, Mobile Machinery, Front End Loaders, Drill Rigs, Lighting Towers

SPECIFICATIONS

| Model | PLISPX27 | PLISPX40 | PLISPX50 | PLISPX60 | PLISPX90 | PLISPX100 | PLISPX120 |
|--------------------------------------|---------------------|----------|-------------|----------|-------------|-----------|-------------|
| Optical Characteristics | | | | | | | |
| Rated Wattage | 27W | 40W | 50W | 60W | 90W | 100W | 120W |
| Lumens | 2430 | 3600 | 4500 | 5400 | 8100 | 9000 | 10800 |
| System Efficacy | 90Lm/W | | | | | | |
| Colour Temperature CCT | 6000K | | | | | | |
| CRI (Ra) | >70 | | | | | | |
| Reported L70 | > 50,000 Hours | | | | | | |
| Lens Optic Type | 30° Spot/60° Flood | | | | | | |
| Electrical Characteristics | | | | | | | |
| Input | 9-32V DC | | | | | | |
| Frequency | N/A | | | | | | |
| Power factor | >0.95 | | | | | | |
| Environment | | | | | | | |
| IP Rating | IP69K | | | | | | |
| Impact Rating | N/A | | | | | | |
| Operating Temperature | -20°C To 50°C | | | | | | |
| Product Material and Mounting | | | | | | | |
| Option 1 | U Bracket | | | | | | |
| Product Material | Cast Aluminium Body | | | | | | |
| Lens / Optics Material | PC Lens | | | | | | |
| Dimensions and Weights | | | | | | | |
| Product Dimensions | 108*72*139 | | 125*103*139 | | 152*115*141 | | 188*135*167 |
| Product Weight | 2.0KG | | | | | | |
| Packaging Dimensions | 118*80*150 | | 135*115*150 | | 165*125*150 | | 210*145*180 |
| Gross Weight | 2.5KG | | | | | | |
| Warranty and Certifications | | | | | | | |
| Warranty | 2 Year Warranty | | | | | | |
| Certifications | CE / RoHS | | | | | | |



DIMENSIONS

SPHINX-27

DIMENSIONS

PHOTOMETRIC DIAGRAMS

SPHINX-40

DIMENSIONS

PHOTOMETRIC DIAGRAMS

SPHINX-90

DIMENSIONS

PHOTOMETRIC DIAGRAMS

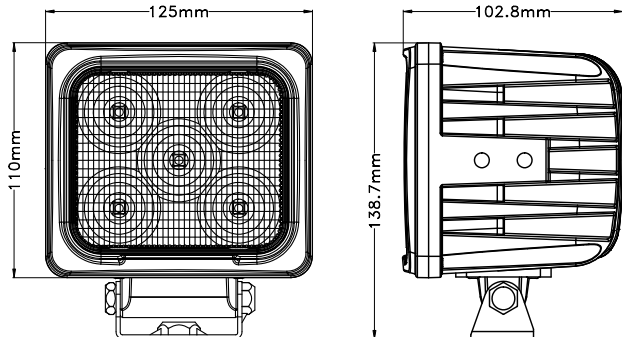
SPHINX-100

DIMENSIONS

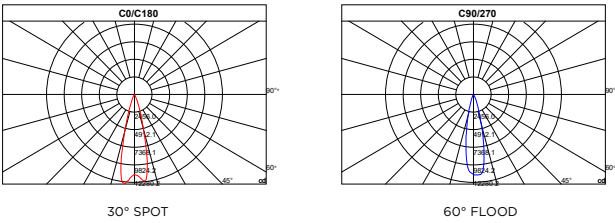
PHOTOMETRIC DIAGRAMS

SPHINX-50

DIMENSIONS

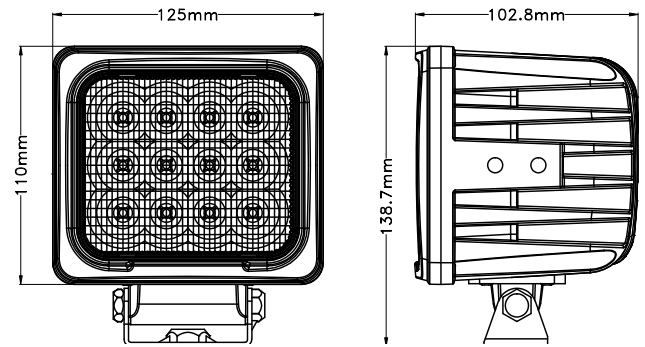


PHOTOMETRIC DIAGRAMS

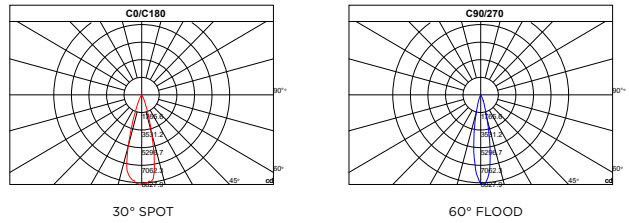


SPHINX-60

DIMENSIONS

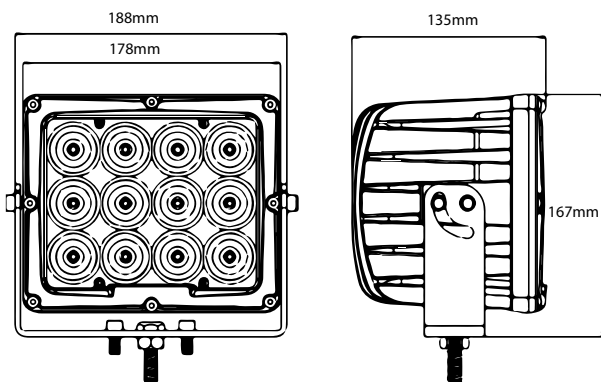


PHOTOMETRIC DIAGRAMS

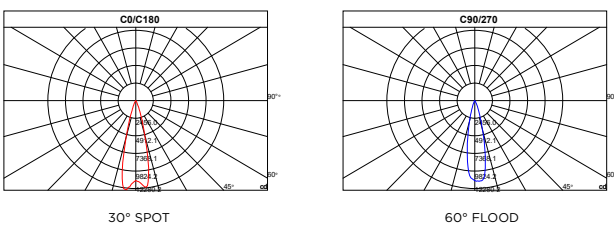


SPHINX-120

DIMENSIONS



PHOTOMETRIC DIAGRAMS



ORDERING METHODOLOGY

PLI-SPX

**XX
WATTS**

27W
40W
50W
60W
90W
100W
120W

**XX
BEAM ANGLE**

01 (30°)
02 (60°)

ACCESSORIES

U BRACKET - PLISPX/UB

SPHINX-27



SPHINX-40



SPHINX-50



SPHINX-60



SPHINX-90



SPHINX-100



SPHINX-120

