

LED BATTENS WEATHERPROOF




TEXL

LED BATTENS WEATHERPROOF

TEXL

The Texl is an enclosed cylindrical luminaire with integrated control gear designed to withstand high pressure water. Offering a clear polycarbonate diffuser, the Texl is suited to a wide variety of wet and dusty industrial applications.

- PC lens
- IP69
- 1450psi high pressure wash-down
- 316 Stainless steel end caps
- HACCP and NSF approved
- Strong impact resistance IK10
- ENEC approved to ensure top quality



TYPICAL APPLICATIONS




Mining, MIA (Mining Infrastructure Area), Coal, Open Cuts, Metalliferous, Iron Ore, Industrial, Processing Plants, Materials Handling, Lithium Processing, Power Generation, Energy & Utilities, Water & Waste Water, Ports, Wharfs & Waterways, Chemical & Processing, High Wash Down Area, Chemical Plants, Abattoirs, Poultry & Processing Plants, Spirals, Food & Beverage, Ports & Wharves

SPECIFICATIONS

Model:	PLITXL20	PLITXL36	PLITXL48
Optical Characteristics			
Rated Wattage	20W	36W	48W
Lumens	2600	4680	6240
System Efficacy	130Lm/W		
Colour Temperature CCT	5000K (6500K / 4000K / 3000K / Green Eyewash)		
CRI (Ra)	>80		
Reported L70	>50,000 Hours		
Lens Optic Type	PC Lens / Tempered Glass / PMMA		
Electrical Characteristics			
Input	220-240VAC		
Frequency	50Hz		
Powerfactor	≥0.95@230Vac		
Total Harmonic Distortion	≤15%		
Environment			
IP Rating	IP69		
Impact Rating	IK10		
Operating Temperature	-20°C To 35°C		
Product Material and Mounting			
Option 1	Ceiling Mounted		
Option 2	Suspension		
Product Material	316 Stainless Steel End Caps		
Lens / Optics Material	PC Lens (Tempered Glass, PMMA Optional)		
Dimensions and Weights			
Product Dimensions	600*70*70	1200*70*70	1500*70*70
Product Weight	2.0KG	1.6KG	1.9KG
Packaging Dimensions (Ctn 6)	818*411*286	1418*411*286	1718*411*286
Gross Weight (Ctn 6)	12.0KG	9.6KG	11.4KG
Warranty and Certifications			
Warranty	5 Year Warranty		
Certifications	SAA / CE		

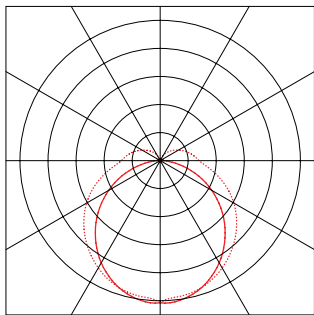
LED BATTENS WEATHERPROOF

DIMENSIONS



WATTAGE	SIZE A (MM)	SIZE B (MM)	SIZE C (MM)
20W	600MM	70MM	70MM
36W	1200MM	70MM	70MM
48W	1500MM	70MM	70MM

PHOTOMETRIC DIAGRAMS



120°



ORDERING METHODOLOGY

PLI-TXL

XX
WATTS

20W
36W
48W

XX
CCT

65 (6500K)
50 (5000K)
40 (4000K)
30 (3000K)
G (GREEN)

XX
LENS TYPE

PC (CLEAR GLASS)
PO (OPAL GLASS)
AC (PMMA CLEAR)
AO (PMMA OPAL)
TG (TEMPERED GLASS)

XX
FUNCTION

ST (STANDARD)
EM (EMERGENCY)

ACCESSORIES

CEILING MOUNT BRACKET
NON-MAINTAINED SMART EMERGENCY MODULE
SUSPENSION KIT
ANTI THEFT CLIP

PLITXL/CM
PLITXL/EM
PLITXL/SK
PLITXL/TC



LED BATTENS WEATHERPROOF



Green Eyewash Available

